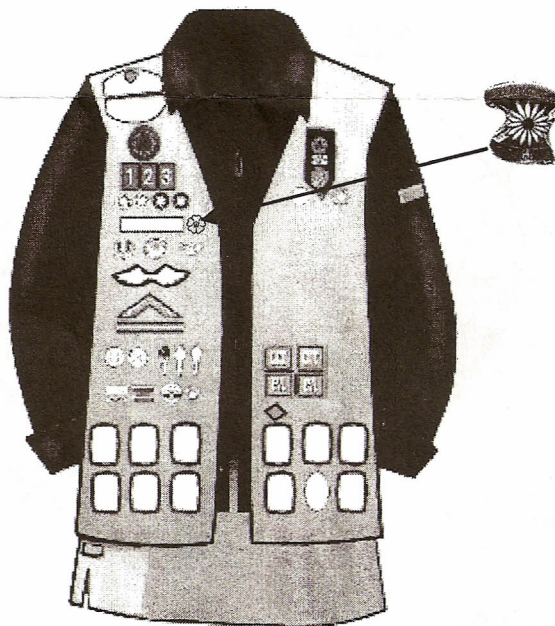

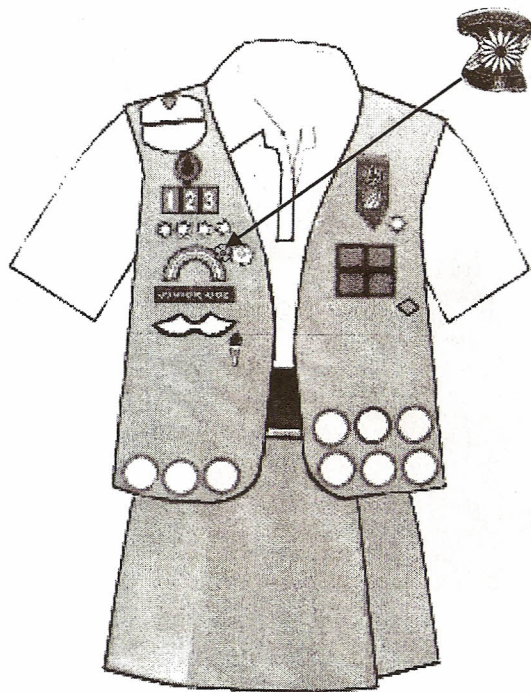


## PLACEMENT OF THE BIRTHPLACE PIN OR THE FRIENDSHIP PIN ON THE UNIFORM



Wear the Birthplace Pin [☼] and other awards in a single horizontal row on the right side of the uniform blouse, level with the Girl Scout Membership pin, or on the right side of the vest in the area below the membership stars or troop numerals and above the next insignia already on the vest.

The Birthplace Pin is official for the front of the uniform. All patches are placed on the back of the vest or sash, or on bags, jackets, etc.



